

# Trigger Enable / Disable Indication

Scanner and trigger can be turned on / off separately, but the icon indicating scanner status is only one.

So you may confuse because the scanner doesn't work when the scanner is on but the trigger is off.

We added an icon for verifying this situation.

## APPLIES TO

Point Mobile Android devices with Scanner (Running Android 6 and above)

- **Android 6**
  - PM80 - 81.16 (Jul 12 2021) and higher
- **Android 7**
  - PM550 - 55.X2 (May 12 2021) and higher
  - PM500 - 50.04 (Aug 03 2021) and higher
- **Android 8**
  - PM85 O - 85.09 (Jun 23 2021) and higher
- **Android 9**
  - PM85 P - 85.22 (Jun 04 2021) and higher
  - PM90 - 90.08 (May 17 2021) and higher
  - PM451 - 41.03 (May 28 2021) and higher
- **Android 10 and higher**
  - All versions.

## When the trigger is disabled?

The trigger will be disabled...



- In suspend mode
- In lock screen
- When the intent for disabling the trigger is used

The trigger will be enabled again when...

- Scanner feature is turned off and then, turned on
- Rebooting the device
- Factory reset the scanner
- When the intent for enabling the trigger is used


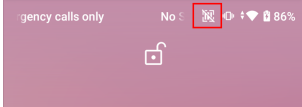
## How to indicate trigger status?

The icon will be changed as below.

		Scanner	
		Enable	Disable
Trigger	Enable		No icon
	Disable		No icon

The below screenshots show the changes when the device (PM30) screen is locked or unlocked.

Lock Screen	Unlock Screen
-------------	---------------



#### RELATED ARTICLES

##### Content by label

There is no content with the specified labels