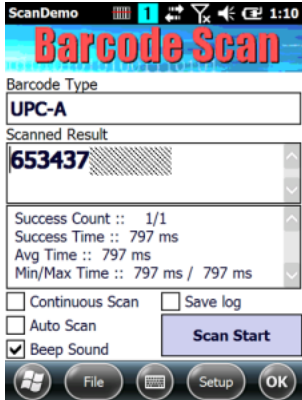


PM60 WEH - Missing '0' at the Start of Barcode

ISSUE

When PM60 WEH scans a barcode starting with '0', the starting 0 is not reading

ex) 0653437XXXXXX → 653437XXXXXX



APPLIES TO

PM60 WEH (Window Mobile)

RESOLUTION

Using Extended Wedge function, add 0 at the start of the decoding data.

Here is the scanner setting which allows you to capture barcode as expected.

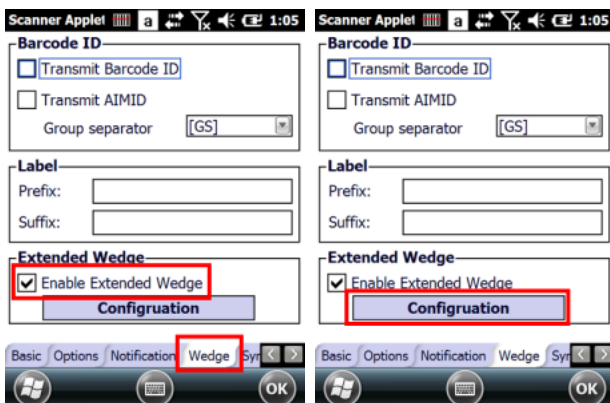
1

Navigate to **Settings > System > Scanner Settings**



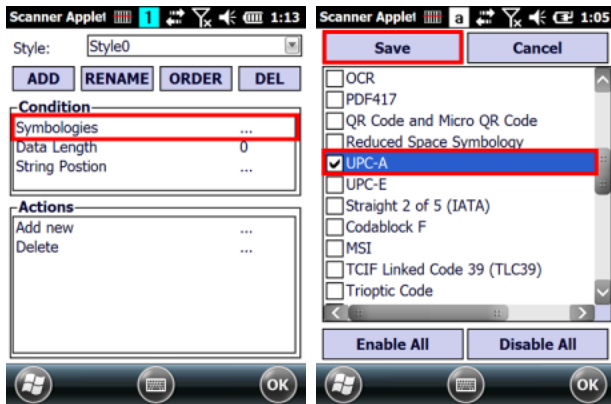
2

Click **Wedge** tab and enable **Enable Extended Wedge** check box, and then click **Configuration**



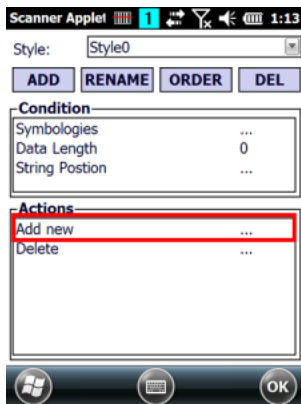
3

Go to **Symbologies** under **Condition**, and then check **UPC-A** only and click **Save**



4

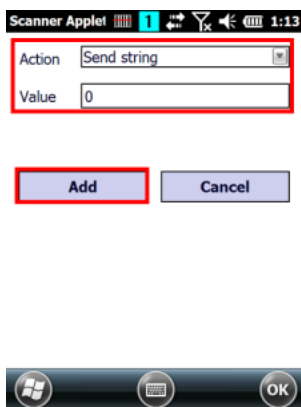
Click **Add new** under **Actions**



5

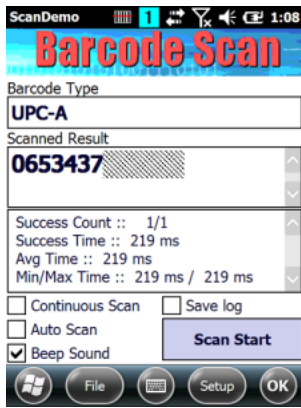
Set as below and click **Add**

- Action: Send string
- Value: 0



6

Check if the result is decoded as expected



RELATED ARTICLES



RELATED ARTICLES

Content by label

There is no content with the specified labels