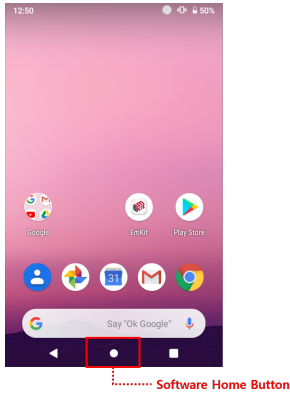


# Go Home Screen with Hardware Button (PM451)



On PM451, There's no hardware home button. You can use the software home button in navigation bar on the touchscreen(above).  
But If you need the home button feature by hardware button, map a key to home button feature using Program buttons.

---

## APPLIES TO

PM451

---

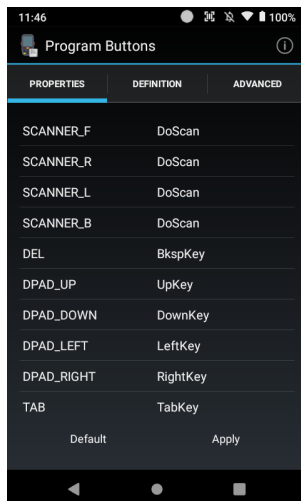
## Map the Keypress Behavior to a key

1

Go to  >  Program Buttons

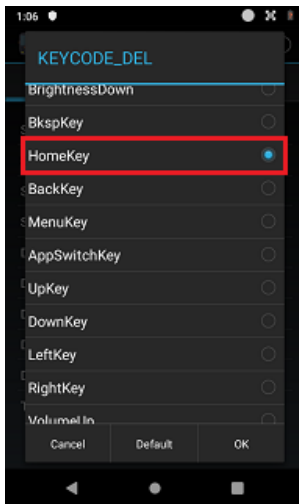
2

In **PROPERTIES** tab, select a key that you want to map a home button behavior



3

Among the keypress behavior list, select **HomeKey** and Tap OK



4

Tap **Apply** to save the change



Now you can use the key that you mapped as home button.



#### RELATED ARTICLES

- [Map Other Functions to the Navigation Bar Buttons](#)
- [Lock Touch Screen Input](#)
- [Set Key Macro in Program Buttons](#)
- [Hide/Show Virtual Keyboard with Floating Button](#)
- [Map Direct Input Feature to Button \(Including Meta Option\)](#)

