

Avoid Entering Sleep Mode with Power Button

This article informs you how to prevent screen off caused by pressing power button accidentally.

APPLIES TO

All Point Mobile Android Devices supporting Program Buttons

(PM85 with 85.01 and above)

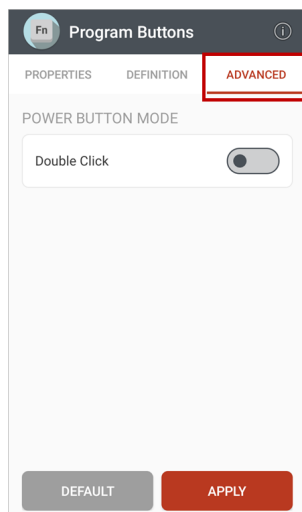
How to Set Power Button Mode?

1

Navigate to **EmKit > Program buttons**.

2

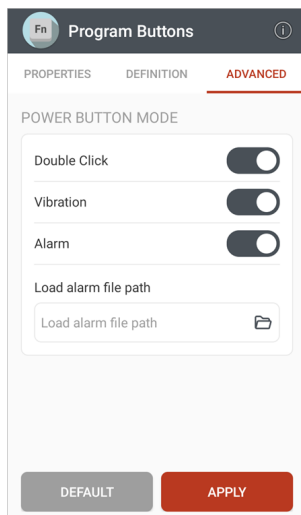
Tap **ADVANCED** tab.



3


Tap **Double Click** toggle button to enable **POWER BUTTON MODE**.

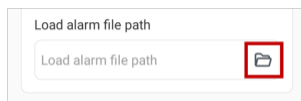
And Tap toggle button depending on what you want to do for notification, Vibration or Alarm or both



4

If you enable Alarm, please select the alarm sound by browsing storage.

Tap  button, and select the alarm sound by **pressing the file long**.



5

Tap **APPLY** to save the changes.

Applying the Power Button Mode, when the user presses the power button once shortly, the notification you set occur.

Then, the users can know easily that they mispress the power button.

If you want to use the Power button as normal usage, press the button twice.

RELATED ARTICLES

- [Map Other Functions to the Navigation Bar Buttons](#)
- [Set Key Macro in Program Buttons](#)
- [Map Direct Input Feature to Button \(Including Meta Option\)](#)
- [Go Home Screen with Hardware Button \(PM451\)](#)
- [Hide or Toggle Virtual Keypad \(SIP\)](#)