

# Read Passport OCR using Scanner

## APPLIES TO

Point Mobile devices with 2D scanner (except EX25)

## How to Read Passport OCR?

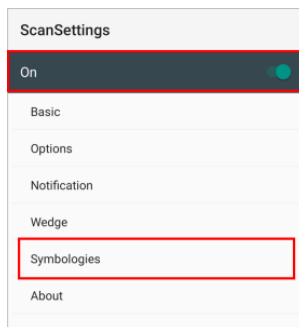
If you want to read password OCR using the scanner of the Point Mobile devices, you need to set up the template option.

1

Go to **EmKit** (or **Settings**) > **ScanSettings**.

2

Turn on the scanner, and select **Symbologies**.

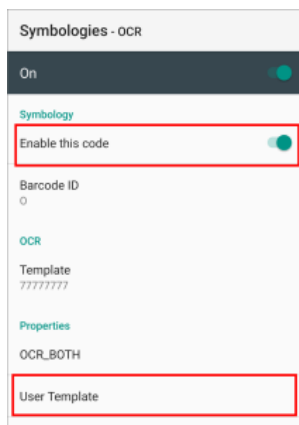


3

Find **OCR** among the symbology list, and tap.

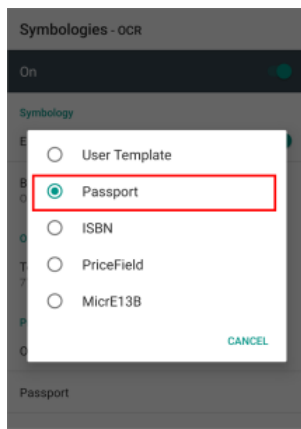
4

Turn on the **Enable this code** switch, and then, tap **User Template**.



5

Select **Passport**.



---

## RELATED ARTICLES

- [Cannot Read QR Code \(Preview\)](#)
- [The Scanner Cannot Decode the Barcode](#)