

# Battery Usage Optimization (Preview)

This article is preview of [Battery Usage Optimization](#).

Login is required to read full version. Contact Point Mobile team to get account.

This article describes how to optimize the battery usage by apps on the background.

You can optimize by Settings app, or provisioning profile made by PMDM or Scan2Stage.

## APPLIES TO

Point Mobile Android devices

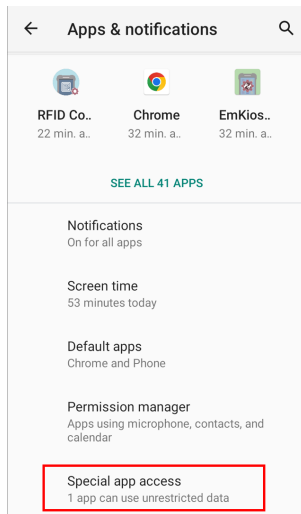
## Optimize by Settings App

1

Launch **Settings** app and go to **Apps & notifications**.

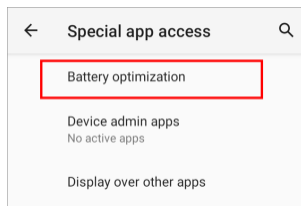
2

Expand **Advanced**, and select **Special app access**.



3

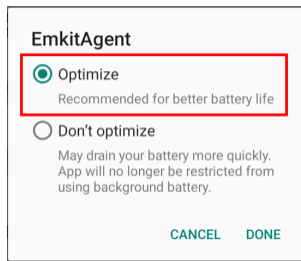
Tap **Battery optimization**.



Select an app to optimize the battery usage among the **NOT OPTIMIZED** list.

4  
5

Select **Optimize** and tap **DONE** to save the change. Now, the app will be restricted from using background battery.



If you want to set the app to not be optimized, select **Don't optimize**.

#### Want to Know the Way using a provisioning profile?

The full version of this article shows you the way to optimize the battery usage by provisioning profile.

To read the way, log in Knowledge base.

#### RELATED ARTICLES

- [Battery Management - Checking Lifetime and Usage](#)
- [Allow an App to Use a Sensor or Internal Component While in Sleep Mode](#)
- [Maximizing PM5 Battery Lifetime, Deep Sleep Mode](#)
- [Set Low Battery Warning Level](#)
- [PM5 Supported Activity Mode](#)